

104.

Impact in Numbers

In 2021

8.87
million USD

575

initiatives supported

was disbursed in grants to our allies in countries across Africa, North America, Latin America, Asia, and the Caribbean

Over the course of 27 years in operation

454
million USD

has been disbursed directly by Fundación Avina in grants that supported over **10,000 initiatives** led by our allies

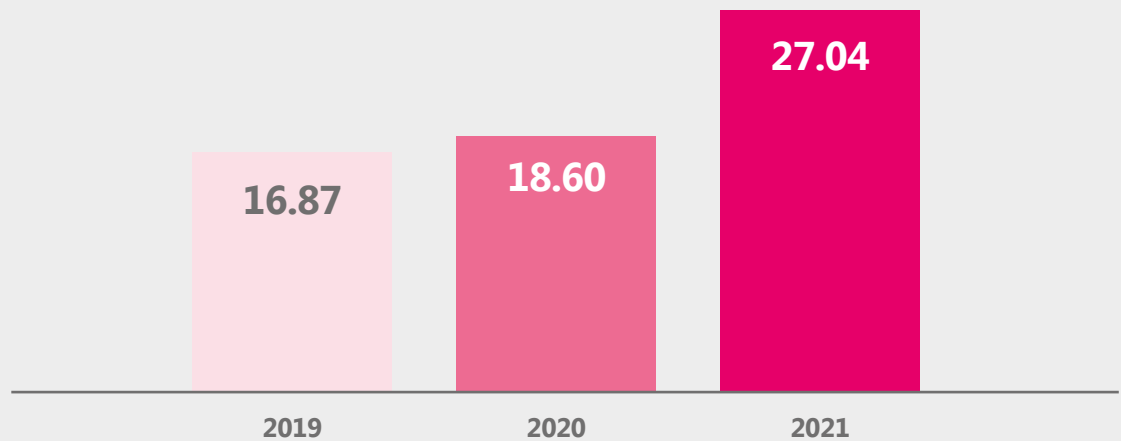
Since 1994, the sum of Fundación Avina's programmatic support plus leveraged resources has exceeded

1 billion USD

105. New sources of financing

Between 2019-2021, nearly **100 co-investment partners** from both the public and private sectors, including VIVA Trust, contributed **62.51 million dollars** in new financing.

The amount of new financing received in 2021 totaled **27.04 million dollars**.

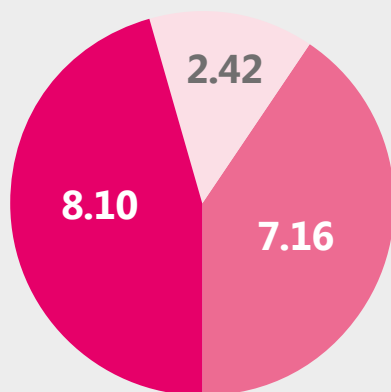


Amounts expressed in millions of USD

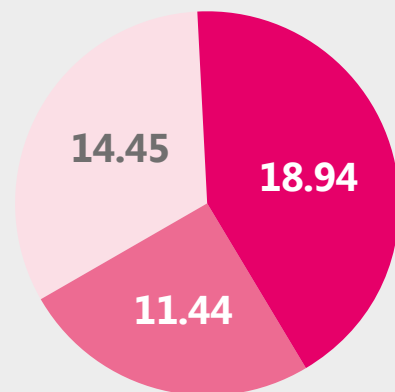
Dynamic operating structure

La estructura operativa regional de Fundación Avina con **17 entidades legales** establecidas en **13 países** de América Latina, incluyendo la existencia de Avina Americas, organización 501-C3 con sede en Estados Unidos, nos ha permitido viabilizar los canales operativos requeridos para recibir los diferentes aportes.

Avina Américas



Fundación Avina



2019 2020 2021

Amounts expressed in millions of USD

106. Financial mobilization 2019-2021

Fundación Avina's financial mobilization includes not only its **programmatic support** but also third-party resources leveraged in part thanks to Avina's role as a connector. Both forms of investment are made with the expectation of a return in the form of social impact.

Between 2019-2021, **programmatic support** totaled **41.1 million dollars**, which includes both grants disbursed to initiatives in line with our institutional priorities and direct interventions and services provided by Avina's program teams.

The total third-party resources that Avina leveraged over the last three years totaled **31.85 million dollars**, which includes contributions made by other organizations, either as co-investments managed by Fundación Avina or as direct investments in the same causes.

	2019	2020	2021
Grants	8,992,212	8,823,354	8,877,266
Avina's Program Teams	4,564,696	4,666,088	5,128,763
Third-Party Resources	9,000,834	9,360,571	13,491,189
TOTAL RESOURCES MOBILIZED	22,557,742	22,850,013	27,550,797
Avina's Administrative Costs	3,156,422	2,665,548	3,075,058

Amounts expressed in USD

During the same period, **Avina's administrative costs** totaled **8.9 million dollars**, which includes building and maintaining a solid operating structure that meets the highest local, regional, and global standards for administrative, financial, and tax management.

Avina's consolidated financial statements, prepared in accordance with International Financial Reporting Standards (IFRS) and independently audited by Crowe LLP and, as of 2021, by BDO, are available at: <https://www.avina.net/transparencia/>

107. Reimbursable financial assistance

In 2021, Fundación Avina started to utilize a new social investment instrument that we call Reimbursable Financial Assistance. This financing is designed to support the sustainability of the businesses in which we invest while allowing us to recover and recirculate capital.

In 2021, we disbursed 352,000 dollars in 71 reimbursable investments that benefited rural entrepreneurs in Chile, helping them to shore up their businesses and aiding in post-pandemic economic recovery.



Patricio Cornejo, entrepreneur from the Balloom community, Chile



Leticia Astudillo, entrepreneur from the Balloom community, Chile